

Bond and Special Mill Update

Todd Piccone, Assistant Superintendent of operations

December 4, 2024



#WeAreThompson

Agenda

- Historical Data
- Post Election Survey Review
- Discussion on next steps and options

Thompson Ballot Initiative History

Thompson School Districts History in Bond/Mill see [here](#)

Recent History Data

	Party Registration			Voter Turnout				Pass	Presidential election year
	Unaffiliated	Republicans	Democrats	(%)	Total Votes	No (%)	Yes (%)		
1996				51%	28,554	41%	59%	Y	Y
2005	68,656	78,057	52,288	70%	26,641	48%	52%	Y	N
2016	84,704	72,876	64,001	84%	67,891	55%	45%	N	Y
2018	112,632	78,193	72,287	78%	63,928	42%	58%	Y	N
2024	155,411	69,674	74,618	84%	79,661	58%	42%	N	Y

State Level Bond and MILL Data

See [here](#) for all State Bond/Mill initiatives and results



Survey Data

Thompson School District Post-Election Survey



November 21st – 30th, 2024



Methodology




Thompson School District invites you to participate in an important survey regarding Ballot Measures 5A and 5B, which voters recently rejected. The Thompson School District Board of Education and district staff want to know your opinion. Your response will help shape district decisions. We need your input! The survey will only take 10 minutes to complete, and your answers are strictly confidential. [LINK]

Magellan Strategies is pleased to present the results of the interviews conducted with 1,064 voters in Thompson School District from November 21st – 30th, 2024.

The overall survey responses have a margin of error of +/- 3.00% at the 95% confidence interval. Population subgroups will have a higher margin of error than the overall sample.

The survey data were weighted to represent the demographics of November 2024 general election turnout within the district.

Survey Objectives



- The primary objective of this survey was to understand voter opinion of Ballot Measures 5A and 5B.
- The survey reminded respondents of the ballot language for both measures, asked how they voted, and then asked more in-depth why they voted the way they did.
- The survey also asked about specific factors that may have influenced voters.
- At the end of the survey, respondents were given a chance to provide additional feedback to the district.

Thompson School District Voter Registration and Past Turnout Demographics

Thompson School District R2-J
Magellan Strategies Voter Registration and Past Election Turnout Report

Area	Registration		2024		2023		2022		2021		2020	
Loveland	66,573	58.0%	50,425	56.9%	29,267	58.8%	38,968	56.6%	26,388	58.8%	48,680	58.1%
Berthoud	11,024	9.6%	8,755	9.9%	4,326	8.7%	6,416	9.3%	3,718	8.3%	6,783	8.1%
Fort Collins	6,826	5.9%	5,357	6.0%	2,874	5.8%	4,242	6.2%	2,445	5.4%	5,175	6.2%
Johnstown	4,839	4.2%	3,499	4.0%	1,147	2.3%	2,002	2.9%	921	2.1%	2,539	3.0%
Windsor	3,695	3.2%	2,973	3.4%	1,457	2.9%	2,261	3.3%	1,348	3.0%	2,606	3.1%
Unincorp.	21,869	19.0%	17,558	19.8%	10,717	21.5%	14,978	21.7%	10,084	22.5%	18,053	21.5%
Total	114,826	100.0%	88,567	100.0%	49,788	100.0%	68,867	100.0%	44,904	100.0%	83,836	100.0%

Sex	Registration		2024		2023		2022		2021		2020	
Female	58,932	51.3%	46,523	52.5%	26,169	52.6%	36,075	52.4%	23,529	52.4%	43,817	52.3%
Male	55,895	48.7%	42,044	47.5%	23,619	47.4%	32,792	47.6%	21,375	47.6%	40,019	47.7%
Total	114,826	100.0%	88,567	100.0%	49,788	100.0%	68,867	100.0%	44,904	100.0%	83,836	100.0%

Age Group	Registration		2024		2023		2022		2021		2020	
18-34	30,855	26.9%	19,361	21.9%	6,049	12.1%	11,408	16.6%	5,254	11.7%	18,786	22.4%
35-44	19,439	16.9%	14,230	16.1%	6,251	12.6%	10,293	14.9%	5,627	12.5%	13,008	15.5%
45-54	15,720	13.7%	12,498	14.1%	6,613	13.3%	9,965	14.5%	6,023	13.4%	12,315	14.7%
55-64	17,312	15.1%	14,532	16.4%	9,580	19.2%	13,237	19.2%	9,289	20.7%	16,107	19.2%
65+	31,500	27.4%	27,946	31.6%	21,295	42.8%	23,964	34.8%	18,711	41.7%	23,620	28.2%
Total	114,826	100.0%	88,567	100.0%	49,788	100.0%	68,867	100.0%	44,904	100.0%	83,836	100.0%

Party	Registration		2024		2023		2022		2021		2020	
Unaffiliated	56,623	49.3%	41,169	46.5%	20,776	41.7%	28,866	41.9%	17,151	38.2%	33,801	40.3%
Democrat	22,456	19.6%	18,606	21.0%	11,540	23.2%	15,807	23.0%	10,501	23.4%	18,866	22.5%
Republican	33,079	28.8%	27,038	30.5%	16,870	33.9%	23,256	33.8%	16,760	37.3%	29,904	35.7%
Libertarian	1,272	1.1%	850	1.0%	384	0.8%	663	1.0%	344	0.8%	879	1.0%
Other	1,396	1.2%	904	1.0%	218	0.4%	275	0.4%	148	0.3%	386	0.5%
Total	114,826	100.0%	88,567	100.0%	49,788	100.0%	68,867	100.0%	44,904	100.0%	83,836	100.0%

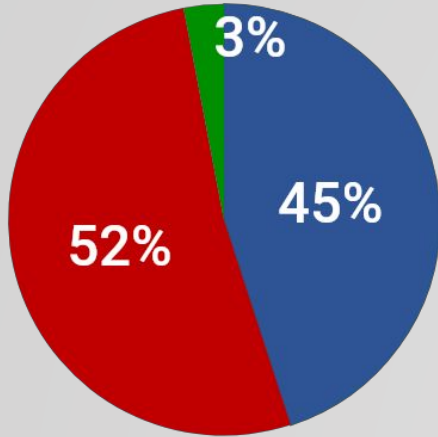
Ballot Issue 5A

Following is the ballot language of Thompson School District Ballot Issue 5A (mill levy proposal). Please read the entire ballot language and indicate if you voted yes and approved it or voted no and rejected it. It's a little long, so please take your time. The ballot language reads as:

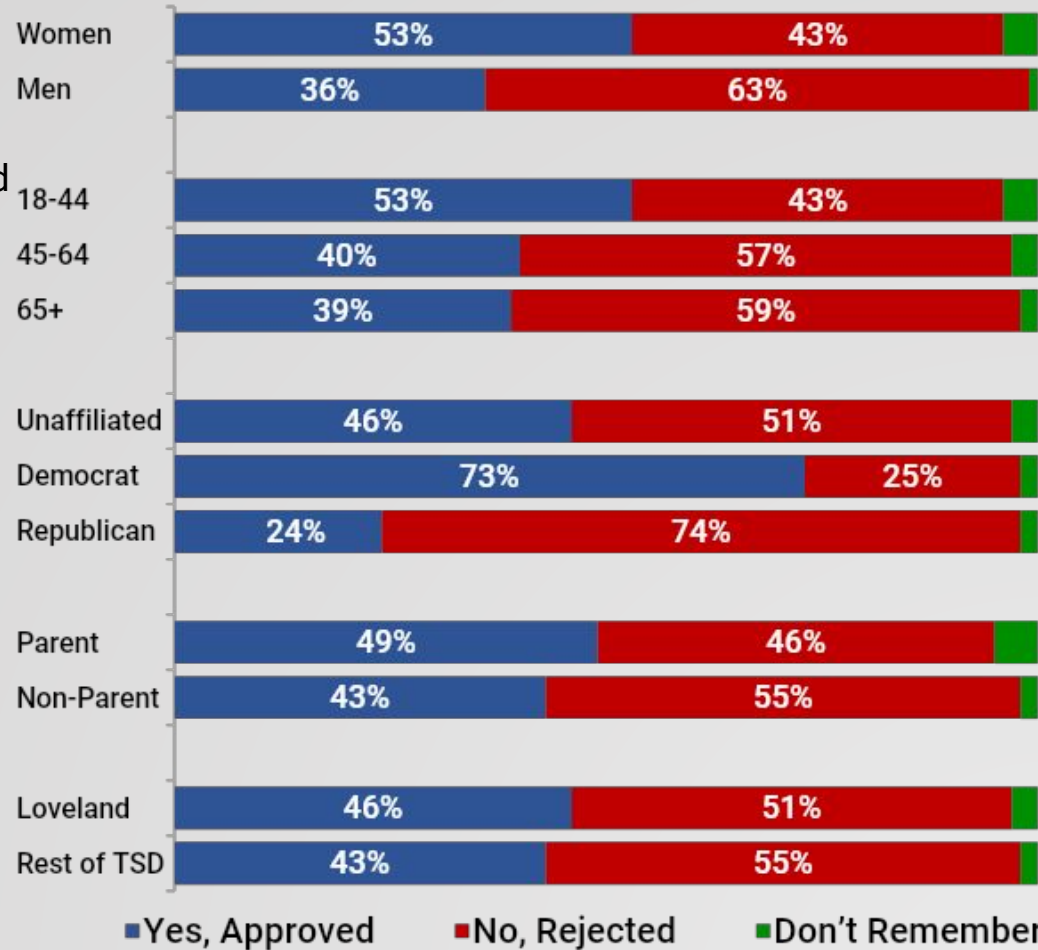
IN ORDER TO MAKE MORE GENERAL FUND REVENUES AVAILABLE FOR TEACHER AND OTHER STAFF COMPENSATION AND BENEFITS, RECURRING CAPITAL MAINTENANCE AND REPAIR NEEDS, TECHNOLOGY ENHANCEMENTS, AND PROVIDING FOR THE SAFETY AND SECURITY OF STUDENTS AND STAFF, TO BE MONITORED BY A CITIZENS' OVERSIGHT COMMITTEE, SHALL THOMPSON SCHOOL DISTRICT R2-J TAXES BE INCREASED UP TO \$13 MILLION IN TAX COLLECTION YEAR 2025, WITH SUCH AMOUNT BEING ADJUSTED ANNUALLY THEREAFTER BY THE PERCENTAGE CHANGE IN INFLATION, BY LEVYING A PROPERTY TAX AT A RATE SUFFICIENT TO GENERATE SUCH AMOUNT; PURSUANT TO SECTION 22-54-108.7, C.R.S., SHALL SUCH ADDITIONAL REVENUES BE UTILIZED FOR ONGOING CASH FUNDING FOR CAPITAL CONSTRUCTION, NEW INSTRUCTIONAL TECHNOLOGY, EXISTING TECHNOLOGY UPGRADES, AND MAINTENANCE NEEDS OF THE DISTRICT; AND SHALL SUCH TAX REVENUES BE DEPOSITED INTO THE SUPPLEMENTAL CAPITAL CONSTRUCTION, TECHNOLOGY AND MAINTENANCE FUND?

Ballot Issue 5A

Now that you have read the ballot language for Thompson School District Ballot Issue 5A, do you remember if you voted yes and approved it or voted no and rejected it?



- Voted Yes, Approved
- Voted No, Rejected
- Don't Remember



- Yes, Approved
- No, Rejected
- Don't Remember

Why 45% of Respondents Voted Yes on 5A

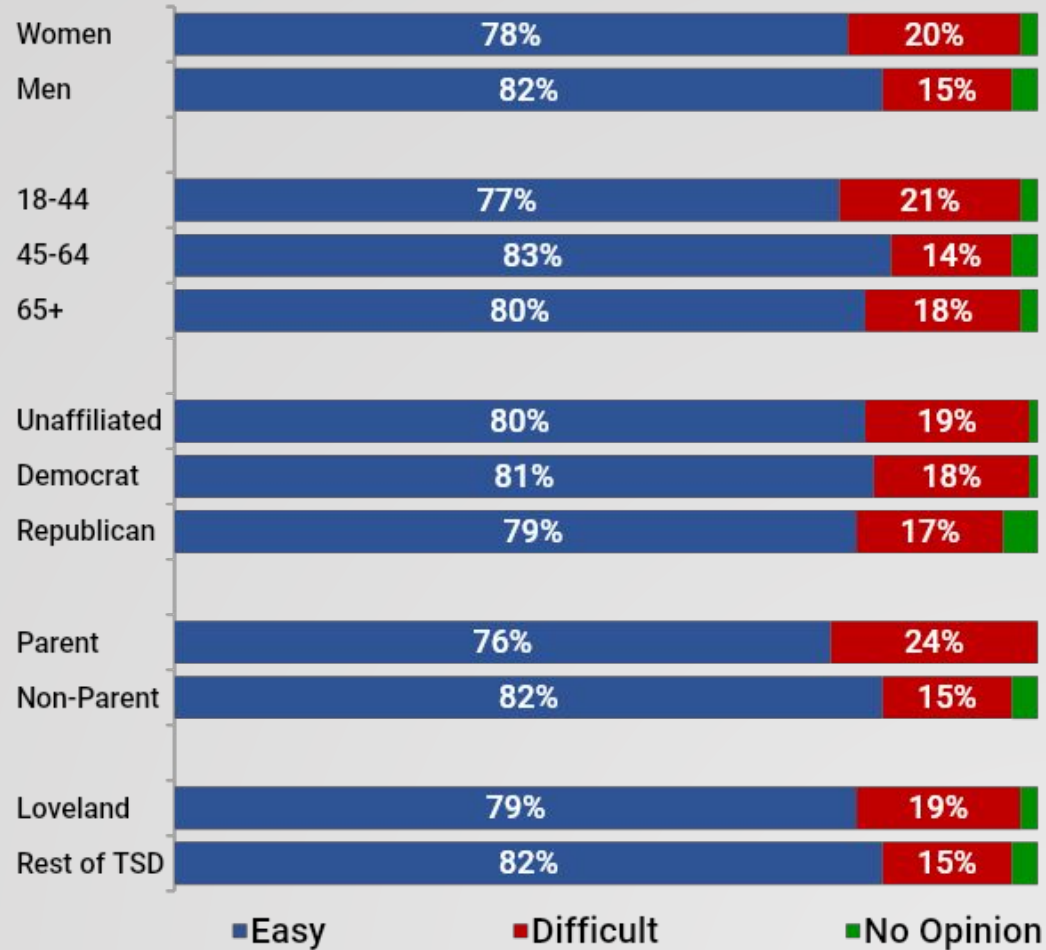
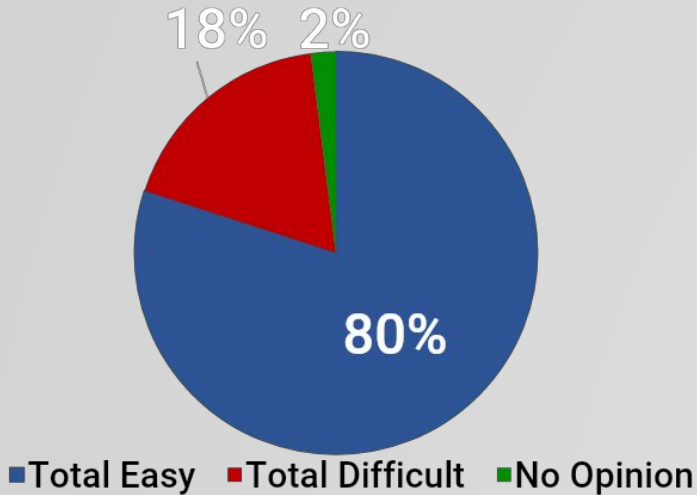
- 1. Support for Teachers and Staff Compensation:** Many respondents highlighted the importance of increasing salaries for teachers and staff to ensure fair pay, attract qualified educators, and retain talent. Comparisons to neighboring districts emphasized the need for competitive compensation.
- 2. Investment in Infrastructure and Technology:** Respondents frequently cited the need for building maintenance, upgrades, and the addition of air conditioning. Modernizing schools with updated technology and improved facilities was a recurring priority.
- 3. Commitment to Education Quality:** A strong belief in the value of public education and its role in building a well-educated and functional society emerged as a major theme. Respondents viewed funding as essential for sustaining and improving the quality of education.

Why 52% of Respondents Voted No on 5A

- 1. High and Rising Taxes:** A significant portion of voters rejected the measure due to already high property taxes. Many mentioned recent sharp increases in taxes and inflation as making additional tax burdens unsustainable.
- 2. Opposition to Open-Ended or Vague Proposals:** The language of the measure was described as too broad or open-ended, with no clear breakdown of how funds would be allocated. Many voters were uncomfortable with the inclusion of inflation-adjusted increases without specific limits or detailed spending plans.
- 3. Distrust of Ideological Direction:** Some voters opposed what they perceived as political agendas within the district, which they believe detract from basic education priorities. These concerns were tied to broader ideological disagreements with the district's direction.
- 4. Financial Mismanagement and Lack of Accountability:** Many respondents expressed distrust in how the district manages funds, citing a lack of transparency and misuse of previous allocations.

Ballot Issue 5A

How easy or difficult was it for you to understand the ballot language of Ballot Issue 5A?



Ballot Issue 5B Introduction

There was another school district question on the ballot, Ballot Issue 5B (bond issue). While Ballot Issue 5A focused on teacher salaries and other operations and programming, Ballot Issue 5B increased debt to fund future school building construction and facility improvements.

Following is the ballot language of Thompson School District Ballot Issue 5B (mill issue). Please read the entire ballot language and indicate if you voted yes and approved it or voted no and rejected it. It's a little long, so please take your time. The ballot language reads as:

Ballot Issue 5B

SHALL THOMPSON SCHOOL DISTRICT R2-J DEBT BE INCREASED \$220 MILLION, WITH A REPAYMENT COST OF NOT TO EXCEED \$395 MILLION, AND SHALL DISTRICT TAXES BE INCREASED NOT MORE THAN \$32 MILLION ANNUALLY TO PAY SUCH DEBT, TO BE MONITORED BY A CITIZENS' OVERSIGHT COMMITTEE, ALL FOR THE PURPOSE OF:

CONSTRUCTING AND EQUIPPING CAREER AND TECHNICAL EDUCATION SPACES AND INNOVATION SPACE UPGRADES TO ALLOW FOR PROGRAM EXPANSION;

EQUIPPING AND/OR FURNISHING SCHOOL BUILDINGS, INCLUDING, BUT NOT LIMITED TO, SCHOOL SAFETY AND SECURITY EQUIPMENT INCLUDING VESTIBULES, RADIO AMPLIFICATION SYSTEMS AND PHYSICAL SYSTEM UPGRADES;

ADDRESSING DEFICIENCIES IN ENVIRONMENTAL CONDITIONS BY UPDATING AND/OR EQUIPPING VARIOUS DISTRICT FACILITIES WITH HEATING, VENTILATION, AIR CONDITIONING AND OTHER AIR QUALITY IMPROVEMENTS;

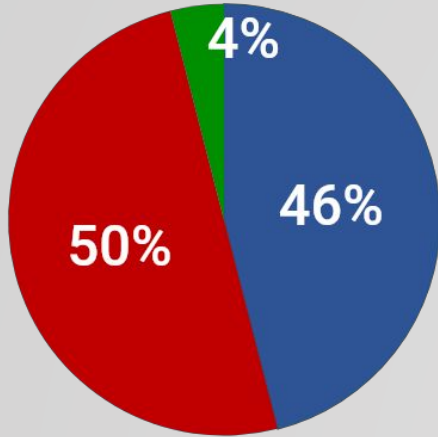
PROVIDING PRIORITY MAINTENANCE UPDATES AT VARIOUS SCHOOL BUILDINGS THROUGHOUT THE DISTRICT;

CONSTRUCTING, RENOVATING AND/OR UPGRADING VARIOUS DISTRICT FACILITIES TO ACCOMMODATE GROWTH NEEDS;

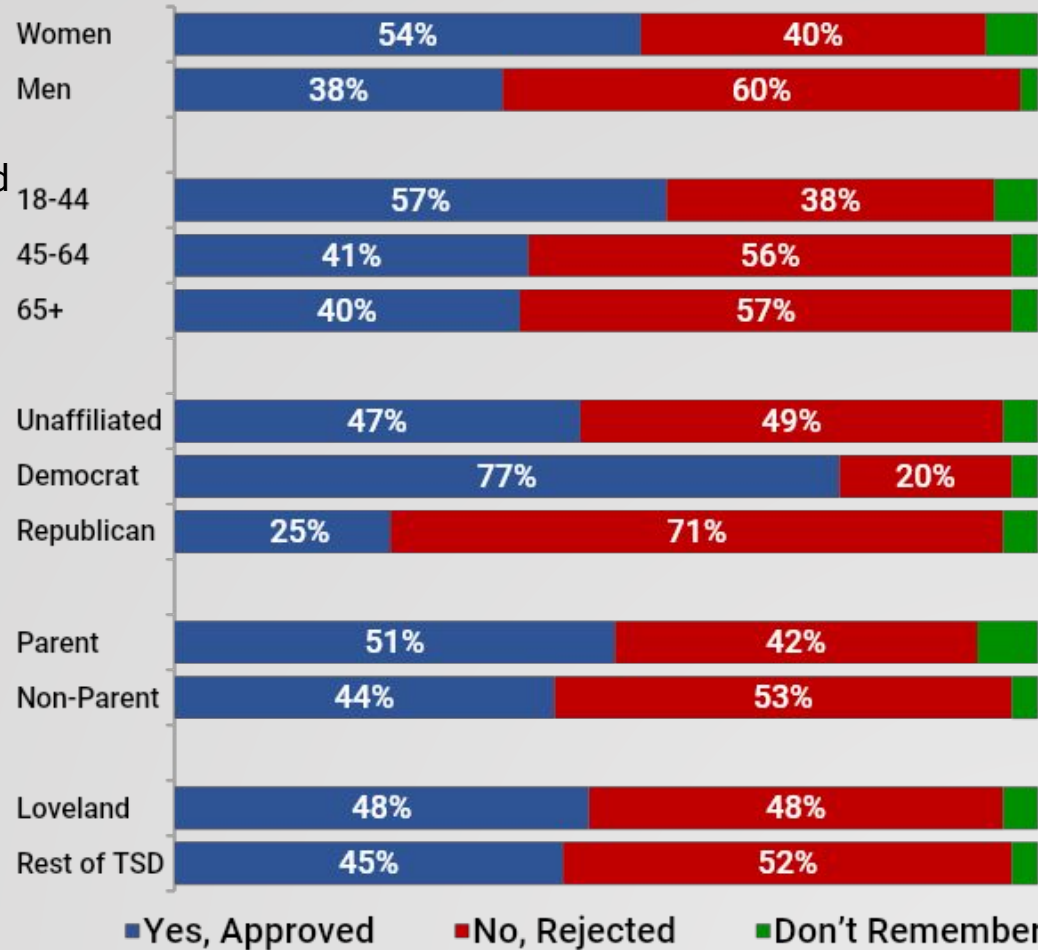
AND FOR ACQUIRING, CONSTRUCTING OR IMPROVING ANY CAPITAL ASSETS THAT THE DISTRICT IS AUTHORIZED BY LAW TO OWN; AND SHALL THE MILL LEVY BE IMPOSED IN ANY YEAR WITHOUT LIMITATION AS TO RATE BUT ONLY IN AN AMOUNT SUFFICIENT TO PAY THE PRINCIPAL OF, PREMIUM, IF ANY, AND INTEREST ON SUCH DEBT OR ANY REFUNDING DEBT (OR TO CREATE A RESERVE FOR SUCH PAYMENT); SUCH DEBT TO BE EVIDENCED BY THE ISSUANCE OF GENERAL OBLIGATION BONDS TO BE SOLD IN ONE SERIES OR MORE, FOR A PRICE ABOVE OR BELOW THE PRINCIPAL AMOUNT OF SUCH SERIES, ON TERMS AND CONDITIONS AND WITH SUCH MATURITIES AS PERMITTED BY LAW, INCLUDING PROVISIONS FOR REDEMPTION OF THE BONDS PRIOR TO MATURITY WITH OR WITHOUT PAYMENT OF THE PREMIUM OF NOT TO EXCEED ONE PERCENT?

Ballot Issue 5B

Now that you have read the ballot language for Thompson School District Ballot Issue 5B, do you remember if you voted yes and approved it or voted no and rejected it?



- Voted Yes, Approved
- Voted No, Rejected
- Don't Remember



- Yes, Approved
- No, Rejected
- Don't Remember

Why 46% of Respondents Voted Yes on 5B

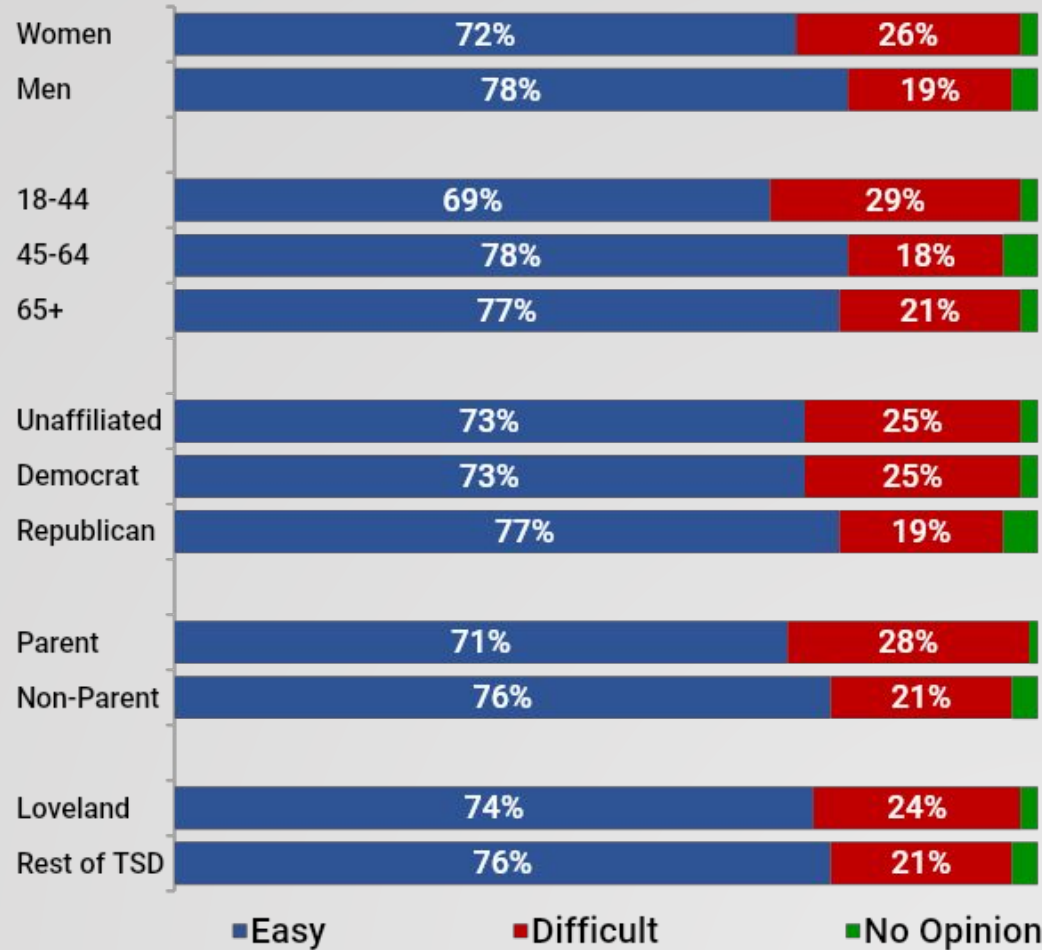
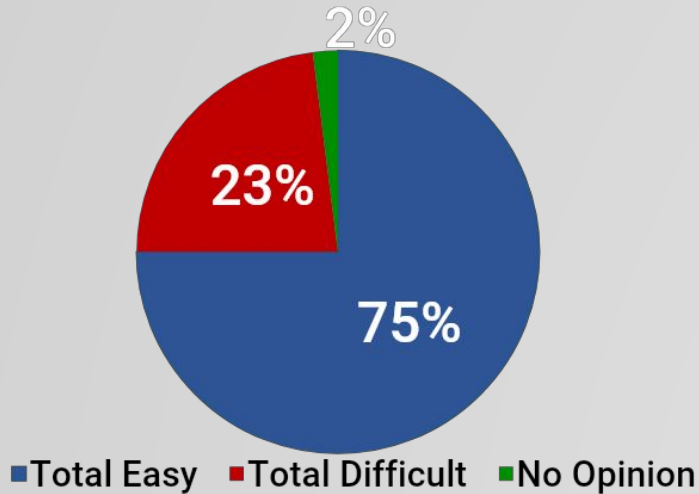
- 1. Infrastructure and Maintenance Improvements:** Many cited the need for updated facilities, including air conditioning, structural repairs, and maintaining safe and conducive learning environments.
- 2. Investment in Education:** Many voters expressed a belief in prioritizing funding for public education to improve academic outcomes and support the community's future.
- 3. Community Growth and Expansion Needs:** Voters noted population growth in areas like Berthoud and the necessity of expanding school capacities and building new facilities.

Why 50% of Respondents Voted No on 5B

- 1. Economic Hardship and Tax Fatigue:** Many voters mentioned the rising cost of living, including property taxes and inflation, as a reason they could not support additional financial measures, especially during tough economic times.
- 2. Lack of Specificity and Clarity:** Voters criticized the measure's broad language and lack of detail about how funds would be allocated. They wanted more concrete plans and assurances that funds would directly address critical needs.
- 3. Ideological or Political Concerns:** Some voters opposed the measure due to concerns about the direction of public education, including objections to curriculum and perceived political agendas.

Ballot Issue 5B

How easy or difficult was it for you to understand the ballot language of Ballot Issue 5B?



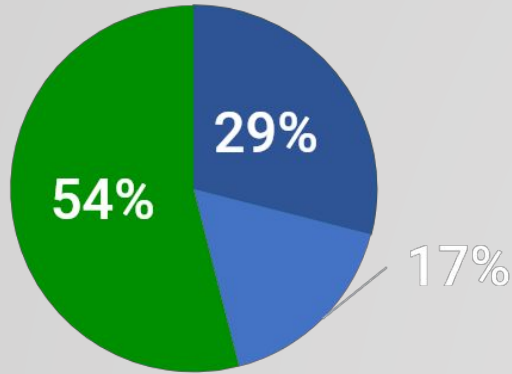
Other Factors

- Specifics of Tax Increase Amount
- Presence of Other Tax Increases on the Ballot
- Centerra South URA

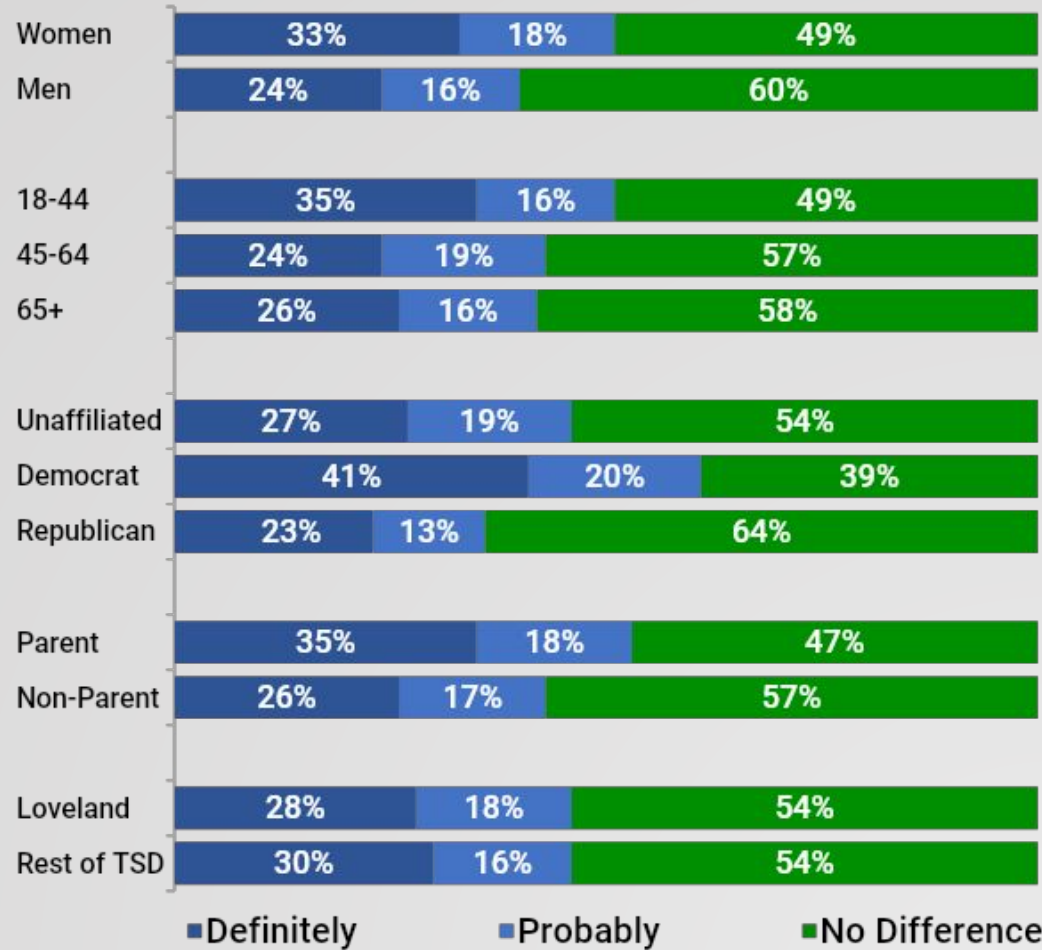
Specifics of Tax Increase Amount

The language of both Ballot Issues 5A and 5B mentions a property tax increase.

Would you be more likely to consider voting yes and approving the ballot measures if the language included information about approximately how much a property tax increase would cost annually on a home valued at \$500,000?

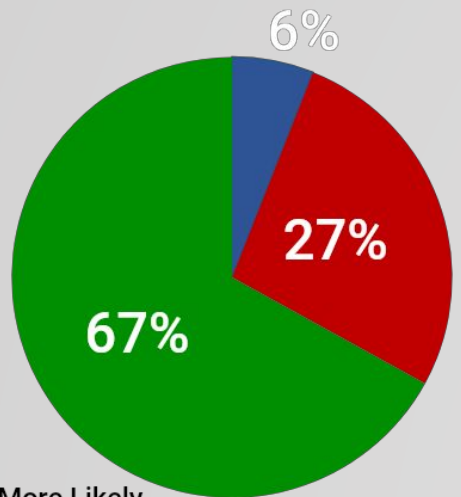


- Yes, Definitely
- Yes, Probably
- No Difference in Opinion



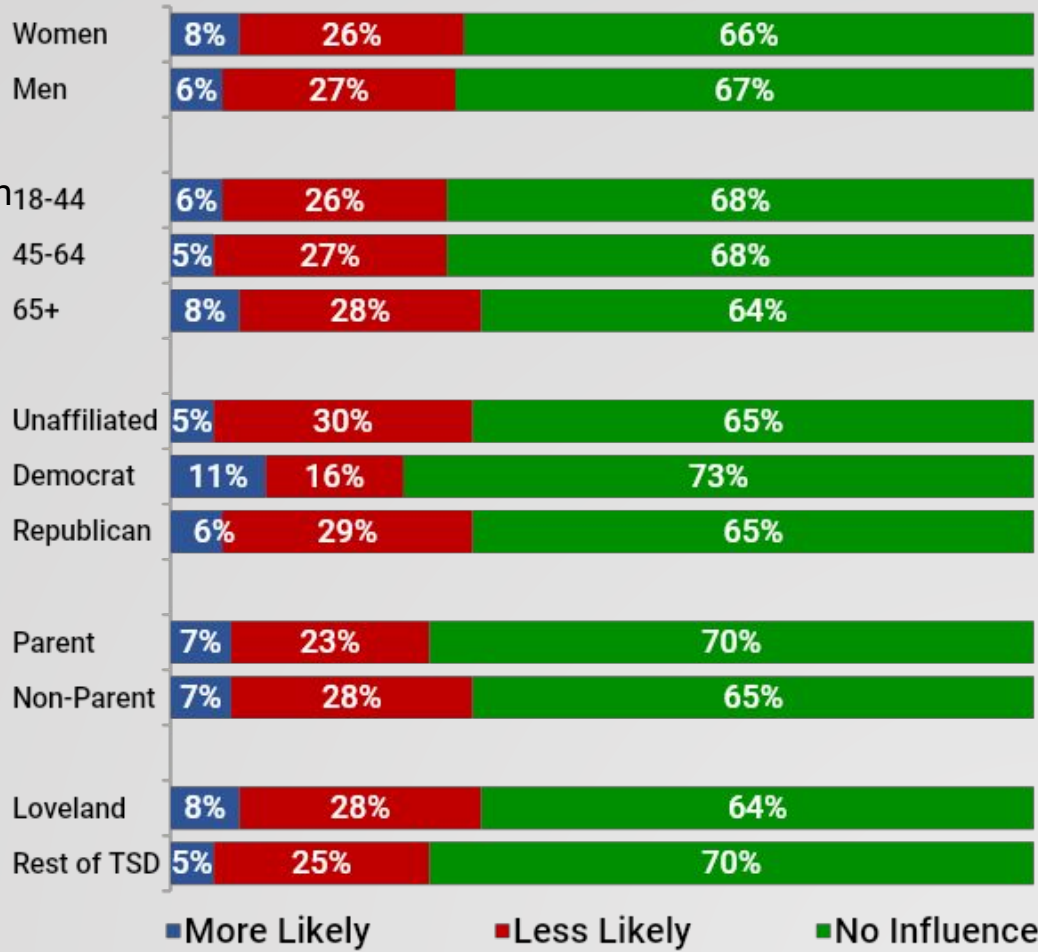
Presence of Other Tax Increases

Regardless of how you voted, did the presence of other tax increases on the ballot, such as the County's 0.15% sales and use tax for transportation or city tax increases, make you more or less likely to vote yes on 5A and 5B?



■ Total More Likely
■ Total Less Likely
■ Did Not Influence Decision

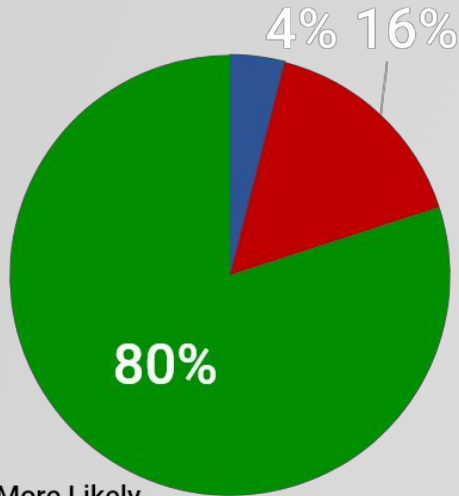
Much More Likely	3%
Somewhat More Likely	3%
Much Less Likely	13%
Somewhat Less Likely	14%



■ More Likely
 ■ Less Likely
 ■ No Influence

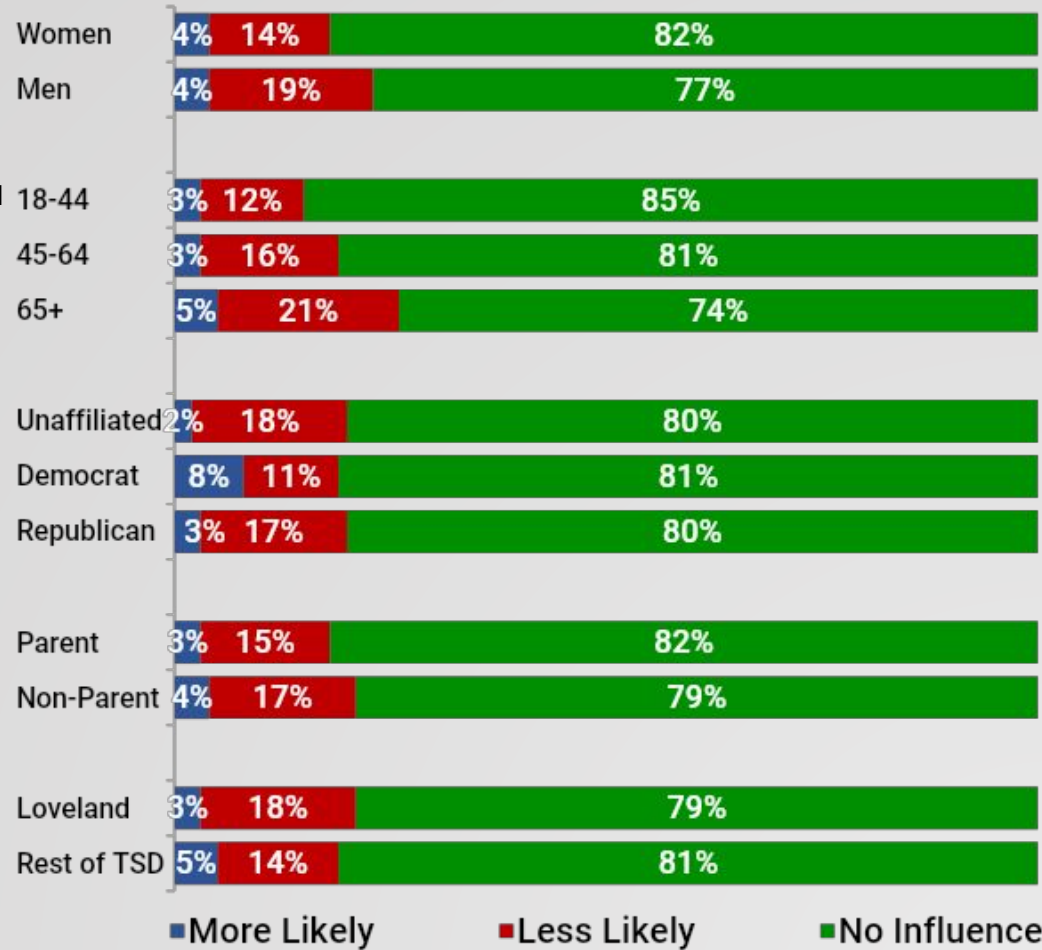
Centerra South URA

Again, regardless of how you voted, did the Thompson School District's participation in the Centerra South Urban Renewal Authority make you more or less likely to vote on 5A and 5B?



■ Total More Likely
■ Total Less Likely
■ Did Not Influence Decision

Much More Likely	2%
Somewhat More Likely	2%
Much Less Likely	10%
Somewhat Less Likely	6%



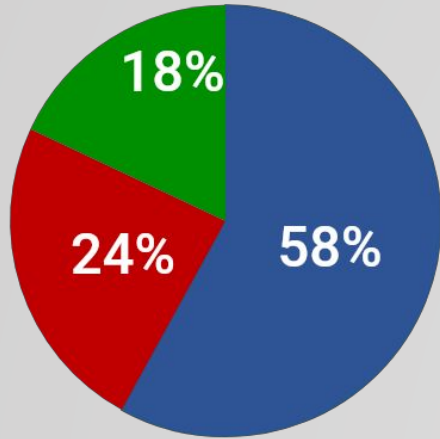
-Election Survey, November 2024, 1,064n, +/- 3.0% MoE

\$120,000,000 No-Tax Increase Bond Measure

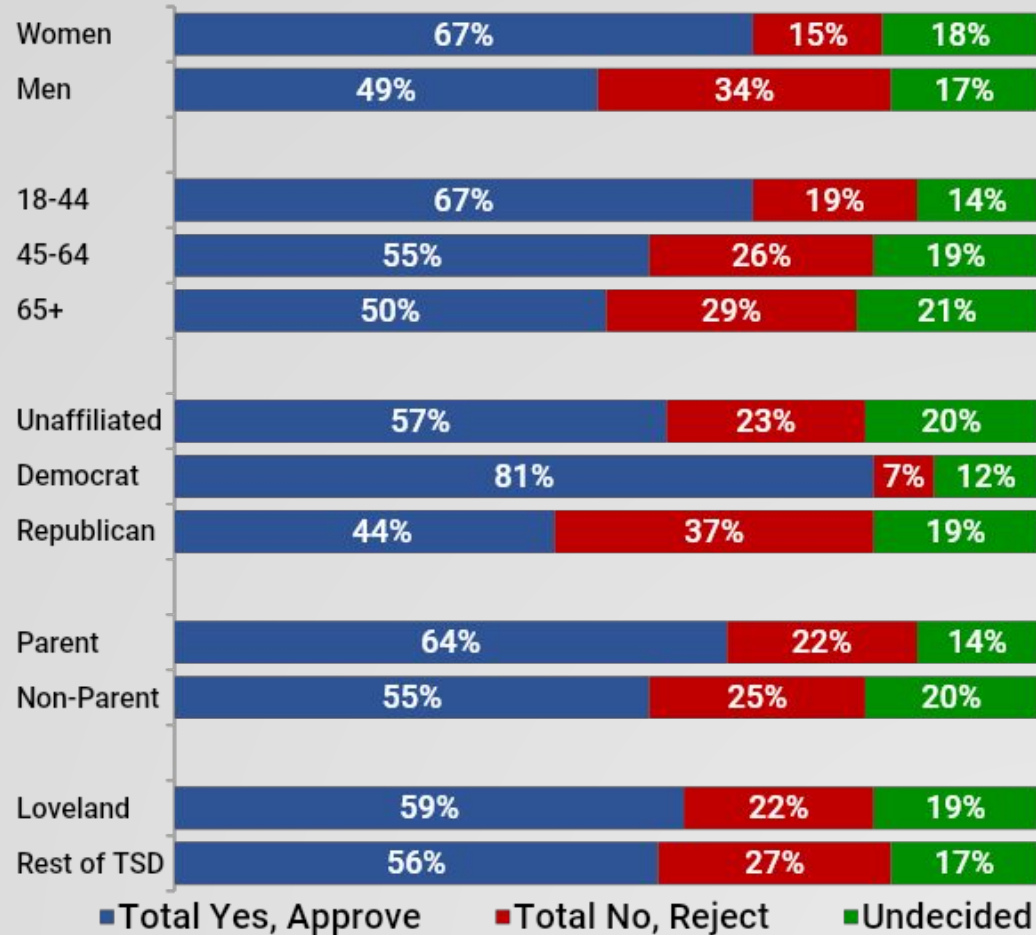
If the Thompson School District asked voters to approve a bond measure for \$120,000,000 with no increase in taxes, how would you vote?

Hypothetical \$120 Million Bond Ballot Test

If the Thompson School District asked voters to approve a bond measure for \$120,000,000 with no increase in taxes, how would you vote?



Definitely Yes, Approve	37%
Probably Yes, Approve	21%
Definitely No, Reject	15%
Probably No, Reject	9%

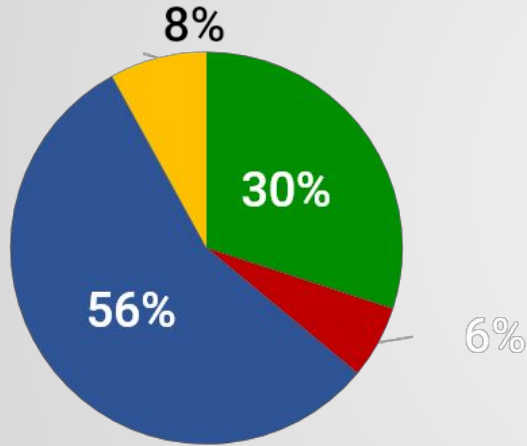


Final Thoughts/Opinions

- 1. Opposition to Tax Increases:** A significant portion of voters simply opposed tax increases, citing financial strain, high property taxes, and concerns over affordability. They suggested alternative funding mechanisms, such as developer contributions or cost-saving measures.
- 2. Clear Communication and Education:** Respondents highlighted the importance of clear, concise, and transparent messaging about ballot measures, including how funds would be used, the specific impact on taxpayers, and the benefits to schools. Simplified language and proactive public outreach were recommended.
- 3. Support for Education, but with Conditions:** While many respondents showed support for funding public education and improving schools, they emphasized the importance of demonstrating efficiency, accountability, and measurable outcomes in current spending.

Survey Demographics

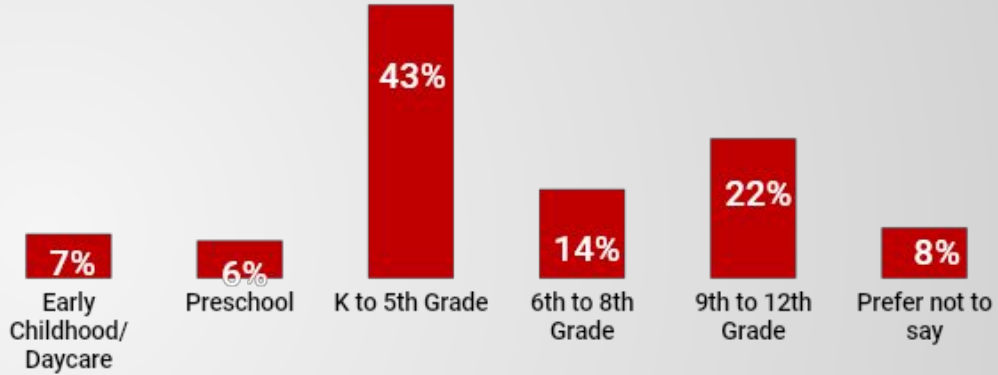
Are you a parent or guardian of a student attending school in Thompson School District?



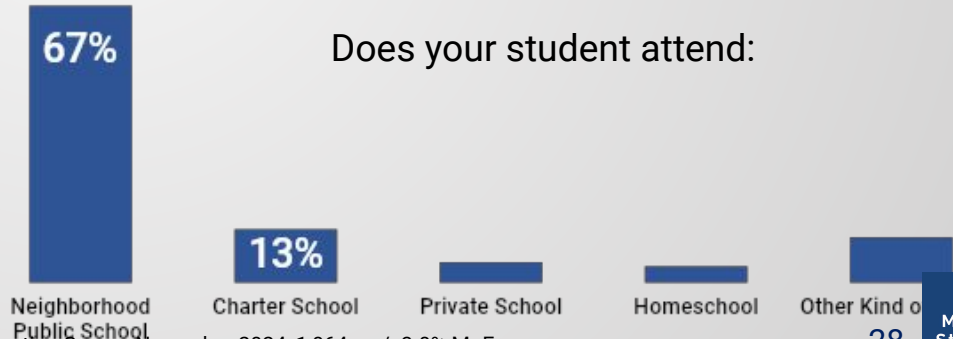
Yes, Student in TSD
 Yes, Student Not in TSD
 No, Not Parent
 Prefer Not to Say



Please answer the following question regarding the oldest student in your household. What grade is your student in this school year?

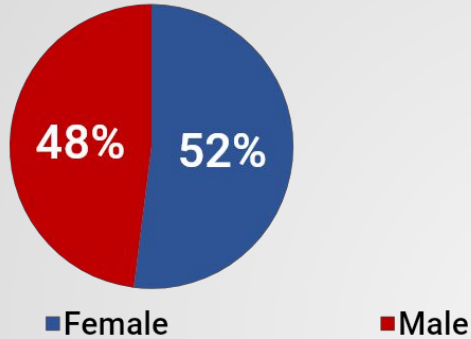


Does your student attend:

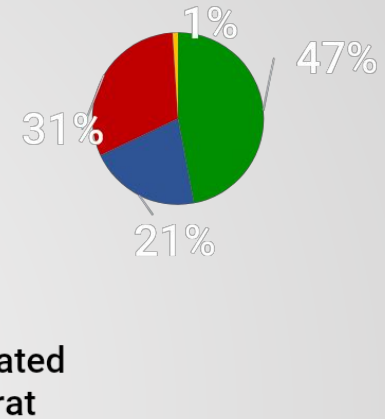


Survey Demographics

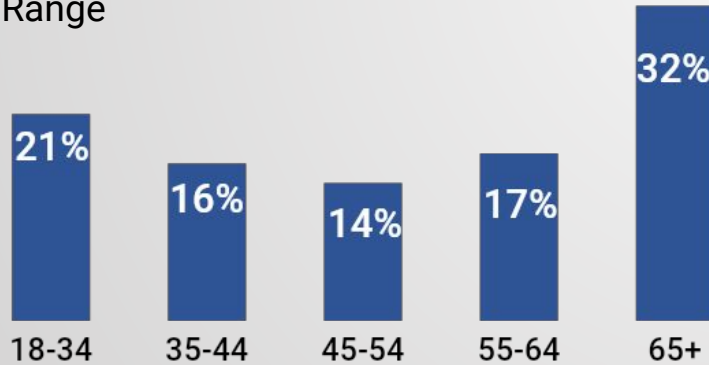
Gender



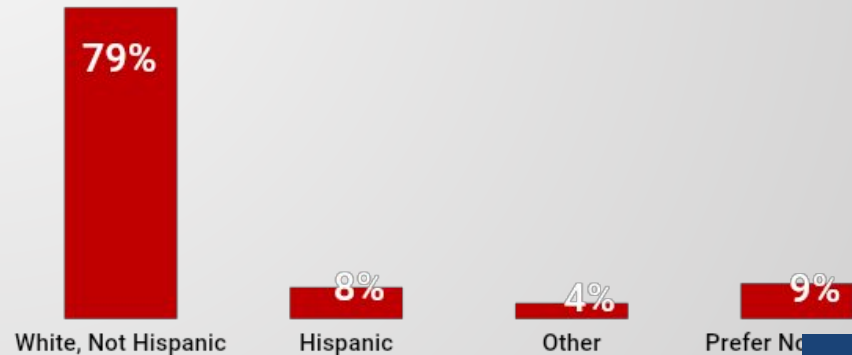
Party Affiliation



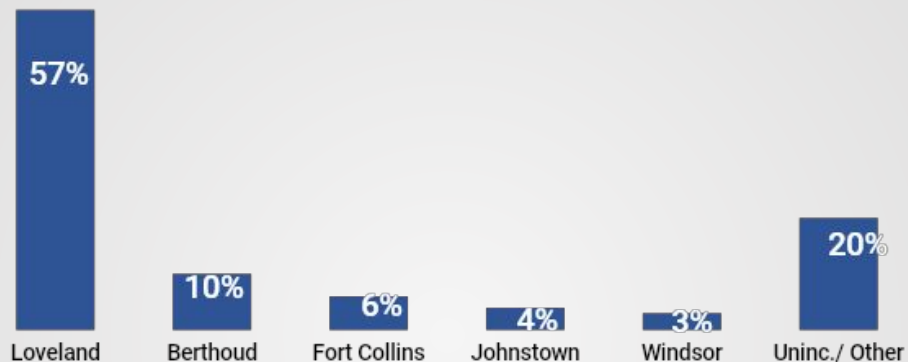
Age Range



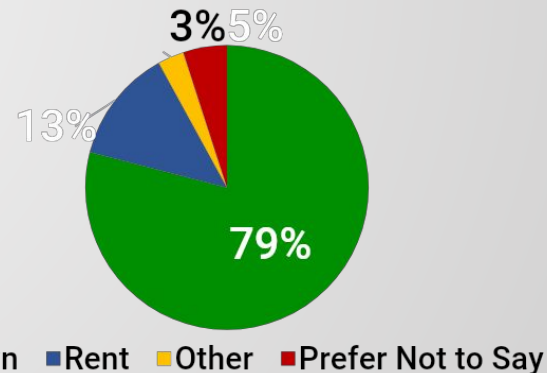
Race/Ethnicity



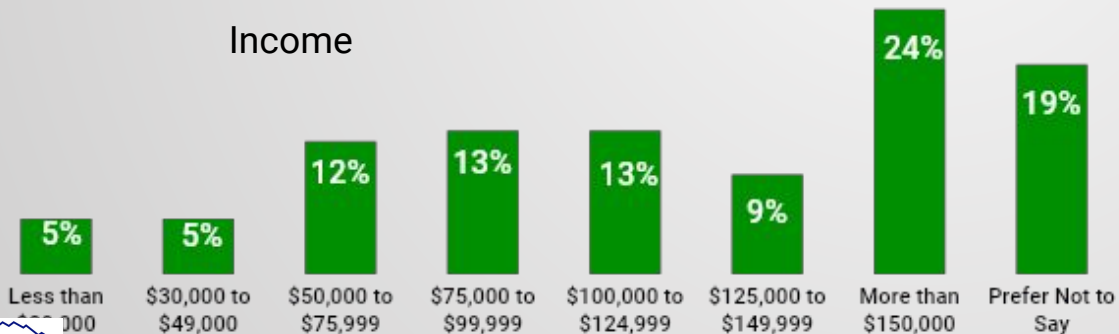
Survey Demographics



Rent vs. Own



Income



Magellan Strategies
4800 Aspen Creek Drive
Broomfield, CO 80023
MagellanStrategies.com
(303) 861-8585

David Flaherty | Ryan Winger
Courtney Sievers



Now What

We know the needs aren't going away....

- *Surrounding districts are increasing salaries as a result of successful MLO's**
- *Surrounding districts are taking care of their needs (current and long term asset needs) due to successful Bond passage**
- * Our ongoing building needs are increasing**
- * Staffing needs continue to grow**

Discussion on what options we have...

Activity/Guidance - Ideas and general direction for next steps

Discussion - Utilize a No Tax Impact Bond

Timing - Thoughts and guidance on timing for ask.

**Current step down in November of 2025, in 2026 there would be a mil decrease, last chance for no tax increase initiative

Needs - No tax increase bond (last chance is November, 2025)

**Only critical needs will be addressed in growth, safety, and deferred maintenance

2025 Election Capacity	
<i>AV Growth Assumptions</i>	<i>Projected Borrowing Capacity</i>
No Growth	\$69.7 million
10% Growth	\$108.3 million
20% Growth	\$140 million

*8 year avg. is ~10%

Activity/Guidance - Ideas and general direction for next steps

Discussion - Utilize a Tax Impact Bond (similar to 2024)

Timing - When would the best timing be for a new initiative

Needs - Provides more comprehensive approach to TSD needs

- Tax increase bond similar to November 2024

Special Levy

Option - When to Initiate another ballot question

Timing - Thoughts and guidance on timing for ask.

Needs - No tax increase bond



Thank you and Questions